

# Maths: Monday - Worksheet G

## Missing Number Tracks 1-10

10	9		7	
----	---	--	---	--

8	7			4
---	---	--	--	---

6		4		2
---	--	---	--	---

9			6	
---	--	--	---	--

7		5		
---	--	---	--	--

5	4			1
---	---	--	--	---

Missing Number Tracks 1-20

8	9		11	
---	---	--	----	--

10		12		14
----	--	----	--	----


12	13		15	
----	----	--	----	--

9			12	
---	--	--	----	--


14		16		18
----	--	----	--	----

15	16			19
----	----	--	--	----

**Maths: Tuesday - Worksheet H** Cut and paste the shape on the pizza. Name the shapes you have placed on the pizza.



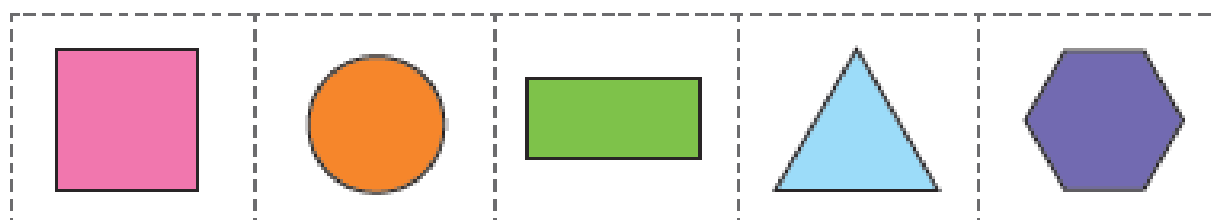
# Build a Pizza 2D Shape Activity



## 2D Shapes: Properties

Cut out the shapes and match them to the correct description.


	6 straight sides 6 vertices This 2D shape is a _____
	3 straight sides 3 vertices This 2D shape is a _____
	No straight sides No vertices This 2D shape is a _____
	4 straight sides 4 vertices This 2D shape is a _____
	4 straight sides all the same length 4 vertices This 2D shape is a _____





# Maths: Thursday - Worksheet J


## Preposition

**Start**


On 


In 

Under 


Beside 


Go back two spaces.


In front of 


Behind 


**Finish!**

Under 


In 


On 

Next to 


Outside 


Move forward two spaces.


Between 

Inside 


Go back one space.


Beside 

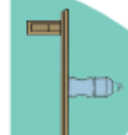
In front of 


Behind 


Move forward 3 spaces.

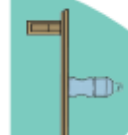
Outside 


Next to 


On 

In 


Under 


On 


In 


Under 

Move forward 3 spaces.


Inside 


Between 

In 

Under 

Go back two spaces.

In front of 


Behind 

twinkl  
visit twinkl.com

# Matching Prepositions

Look at the prepositions and the pictures and match up the correct ones.

**On**



**In**



**Under**



**Beside**



**In front of**

